

GRAF EcoBloc adaptor plate

GRAF EcoBloc Adapterplatte **Best.-Nr. 402033**

GRAF EcoBloc adaptor plate **Order No. 402033**

GRAF Plaque raccordement EcoBloc **Réf. 402033**

GRAF Placa adaptadora EcoBloc **N° pedido 402033**



DE:

Die in dieser Anleitung beschriebenen Punkte sind unbedingt zu beachten. Bei Nichtbeachtung erlischt jeglicher Garantieanspruch. Für alle über GRAF bezogenen Zusatzartikel erhalten Sie separate in der Transportverpackung beiliegende Einbauanleitungen.

EN:

The points described in these instructions must be observed under all circumstances. All warranty rights are invalidated in the event of non-observance. Separate installation instructions are enclosed in the transportation packaging for all additional articles purchased from GRAF.

FR:

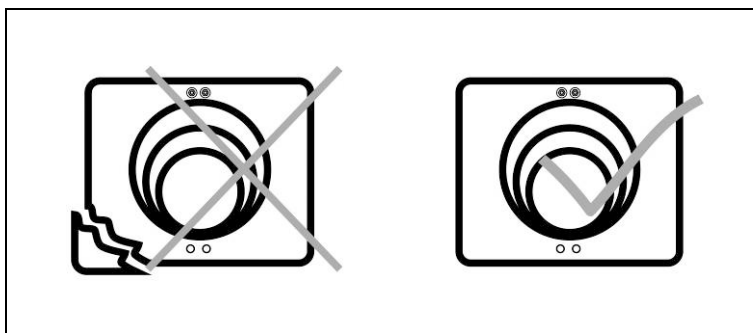

Afin de garantir le bon fonctionnement et la longévité de votre installation, les différents points décrits dans cette notice doivent scrupuleusement être respectés. Tout manquement à ces règles annulera systématiquement la garantie. Lisez également toutes les notices des autres éléments fournis par la société GRAF. Vous trouverez les notices de montage jointes dans l'emballage.

ES:


Los puntos descritos en este manual deben leerse obligatoriamente. La no consideración de los mismos conlleva la extinción de cualquier derecho de garantía. Para todos los artículos adicionales comprados a través de GRAF recibirá un manual de montaje separado incluido en el embalaje de transporte.

GRAF EcoBloc adaptor plate

1. Allgemeine Hinweise/ General product information/ Généralités/ Indicaciones generales



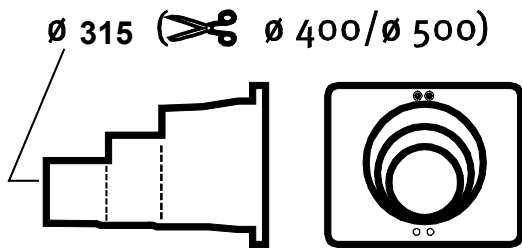
2. Sicherheitshinweise/ Safety notes/ Remarques de sécurité/ Notas de seguridad



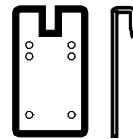
GRAF EcoBloc adaptor plate

3. Werkzeug/ Tools/ Les outils/ Herramientas

A



B



C



D



E



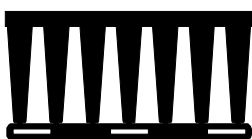
F



G



H




I




GRAF EcoBloc adaptor plate

4. Optionen/ Options/ Options/ Opciones


Option 1.1 + 1.2: EcoBloc flex + EcoBloc maxx/ light



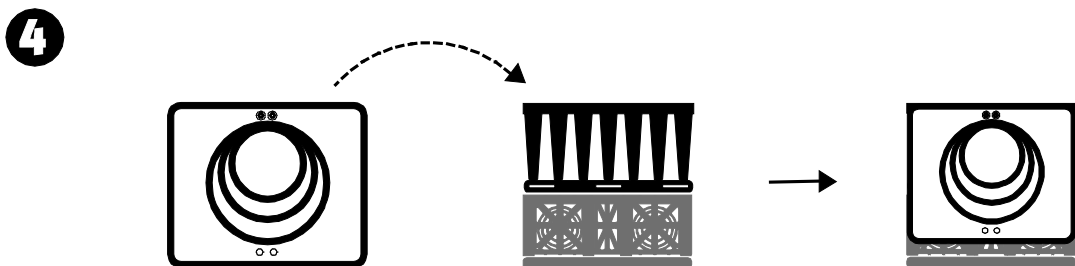
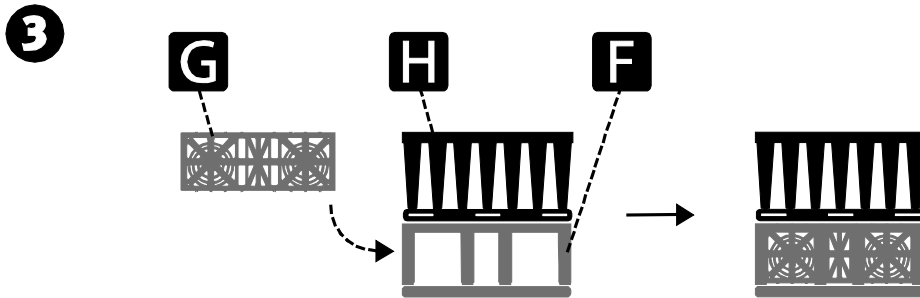
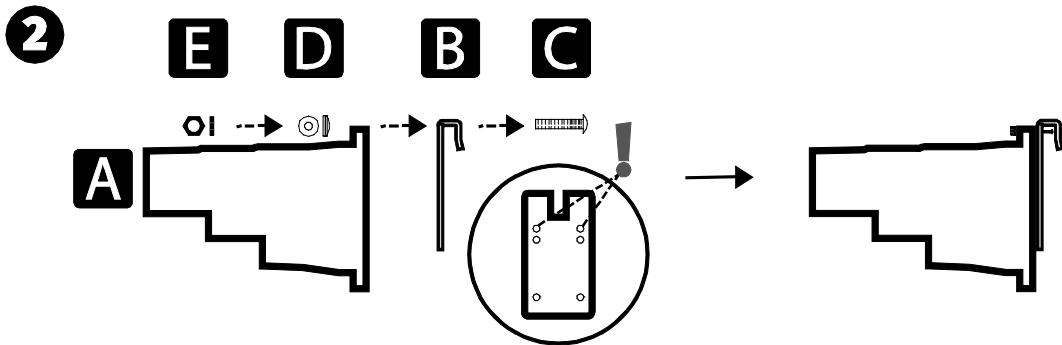
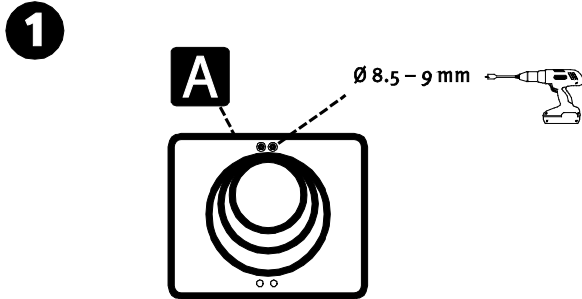
Option 2.1 + 2.2: EcoBloc maxx/ light



Option 3.1 + 3.2: EcoBloc flex

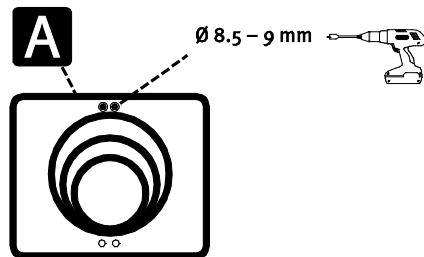


GRAF EcoBloc adaptor plate Option 1.1

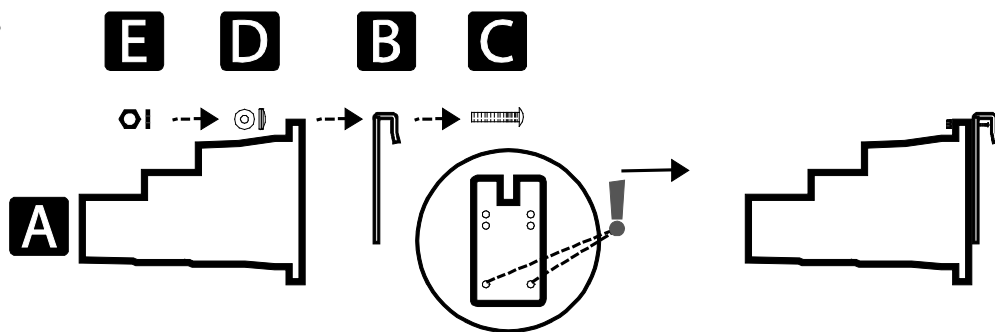


GRAF EcoBloc adaptor plate Option 1.2

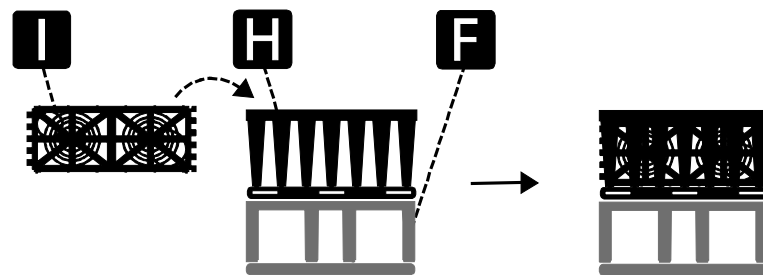
1



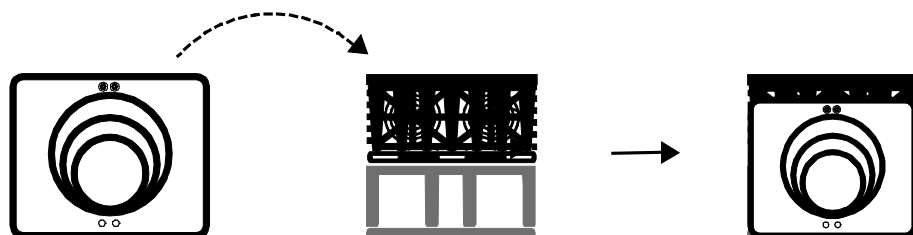
2



3

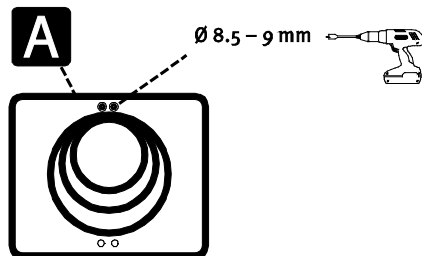


4

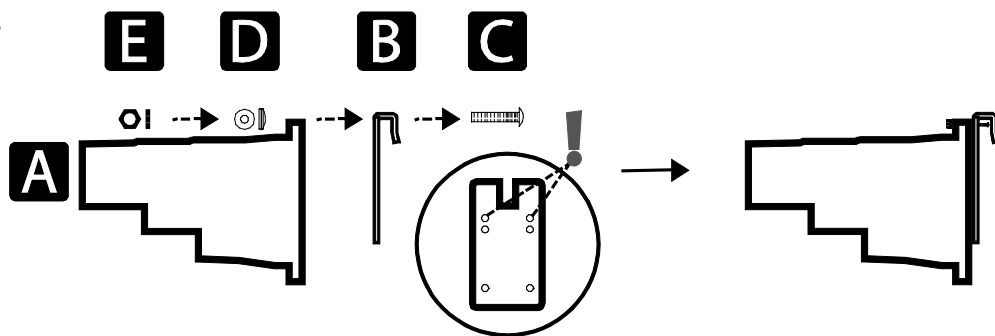


GRAF EcoBloc adaptor plate Option 2.1

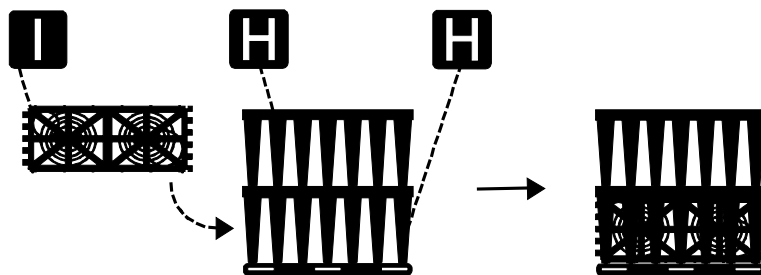
1




2



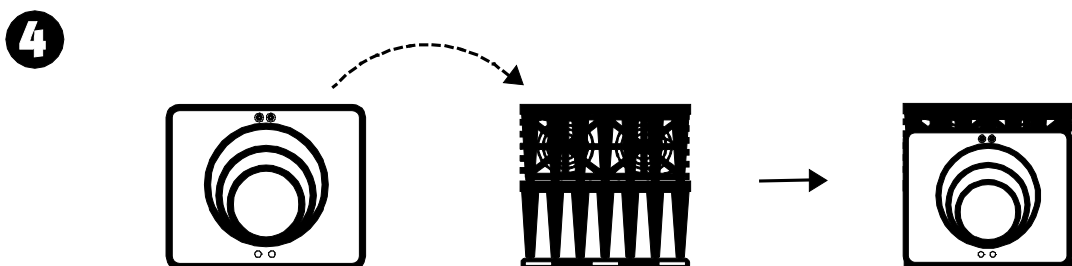
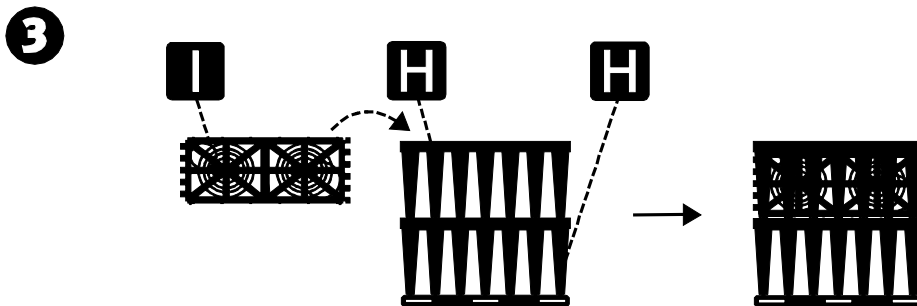
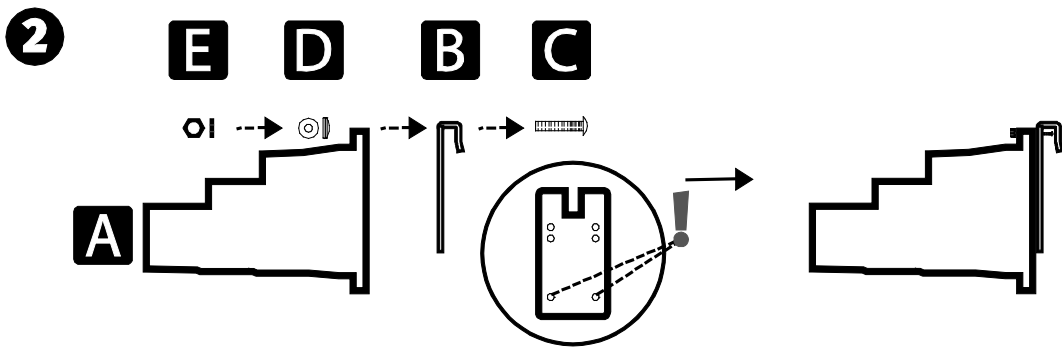
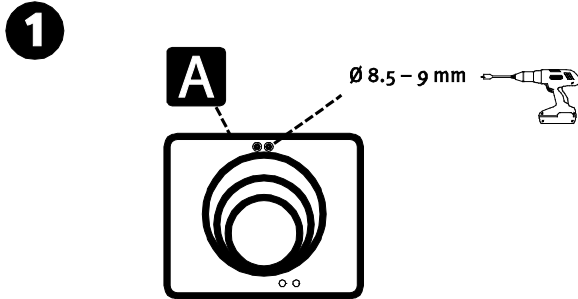
3



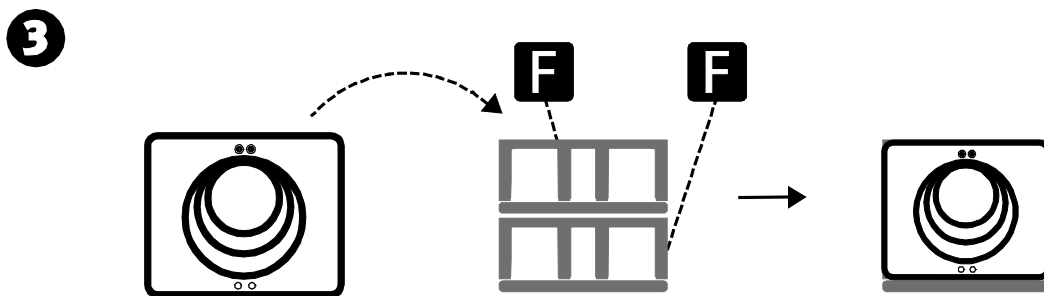
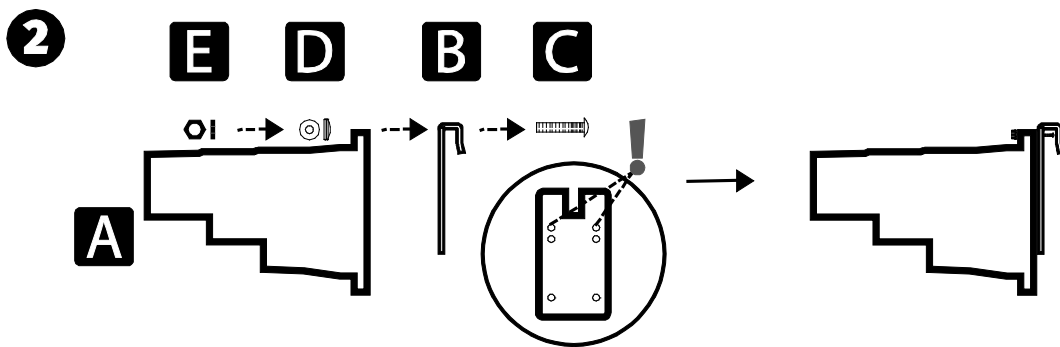
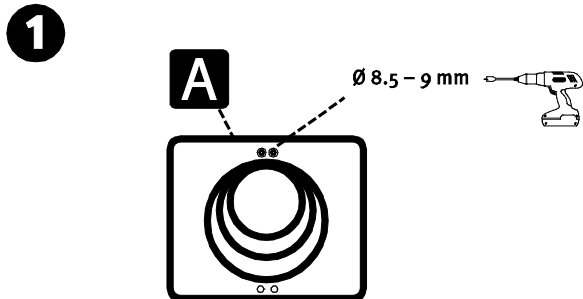
4



GRAF EcoBloc adaptor plate Option 2.2

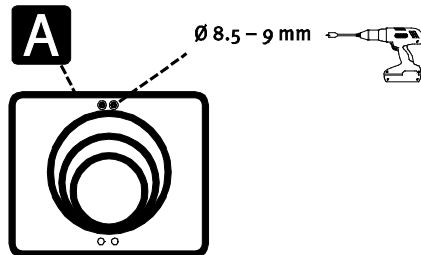


GRAF EcoBloc adaptor plate Option 3.1

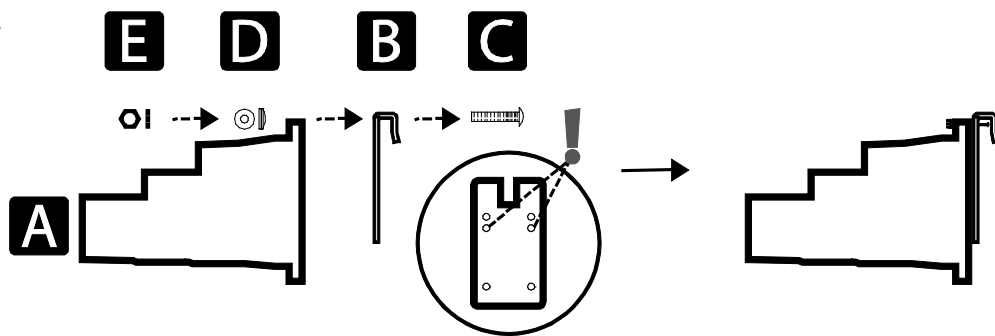


GRAF EcoBloc adaptor plate Option 3.2

1



2



3

