

THIS DOCUMENT IS SUPPLIED IN STRICT CONFIDENCE AND MUST NOT BE LENT, REPRODUCED OR DISCLOSED TO ANY THIRD PARTY WITHOUT THE WRITTEN CONSENT OF GRAF UK LIMITED

DO NOT SCALE - IF IN DOUBT ASK

Notice: This drawing is issued only as a guideline and is an estimate of the materials required to construct the drainage system, it should not be used for construction purposes.

Graf UK Ltd makes no warranty or guarantee in relation to the suitability of any of the layout details shown on this drawing in relation to a particular scheme.

NOTES:-

1. All dimensions in mm, unless otherwise stated.
2. All dimensions are nominal and may vary within manufacturing tolerances.
3. All site temporary enabling works by others.
4. Graf products to be installed in strict accordance with Graf recommendations.
5. This drawing is intended for guidance only. Confirmation of the suitability for a particular project should be sought from the consulting engineers prior to final design or commencement of any construction works.

VARIO 800 TYPE 1

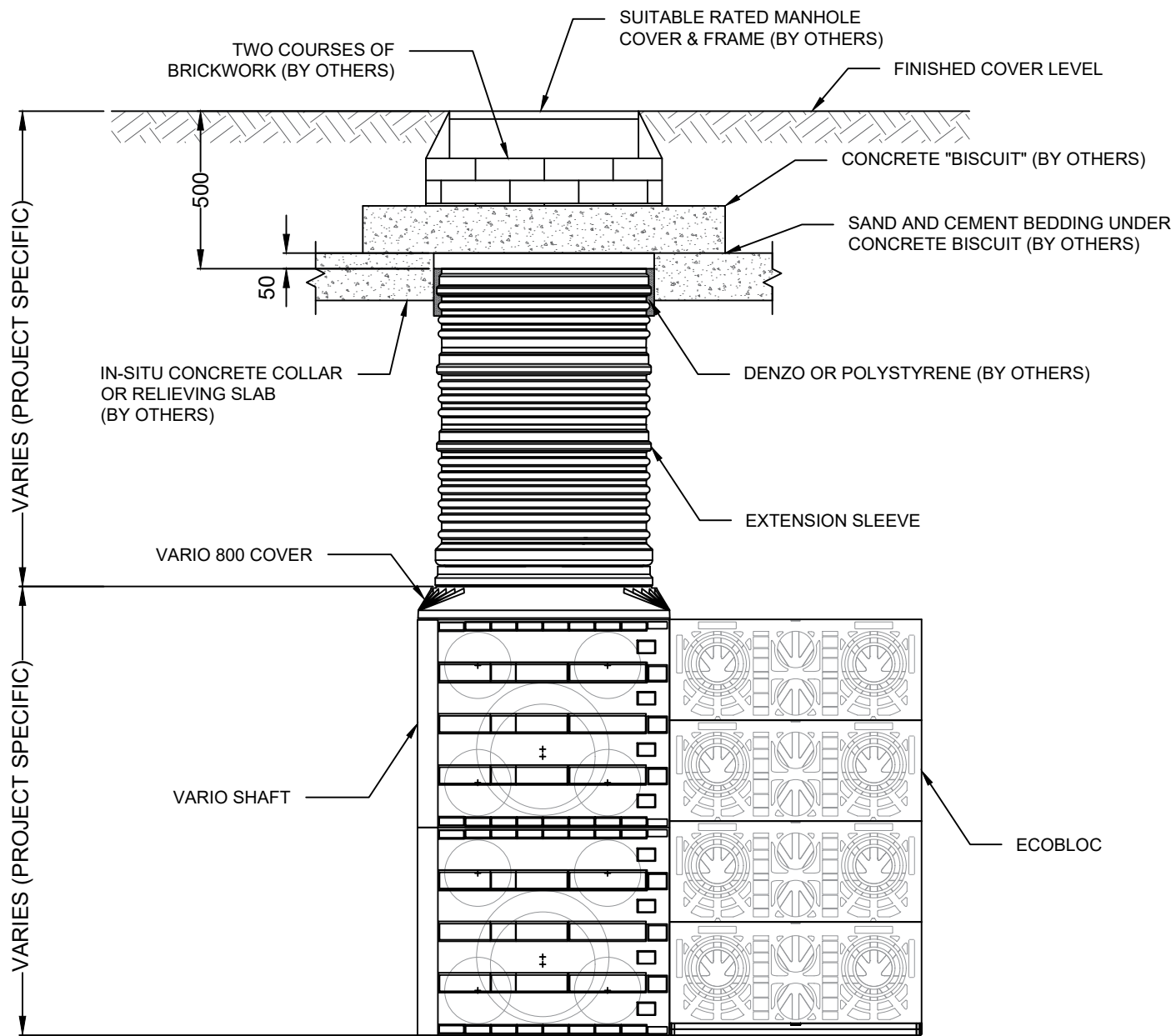
Dimensions (mm) 800 x 800 x 355
Weight 14kg
Volume 230 (litres)

VARIO 800 TYPE 2

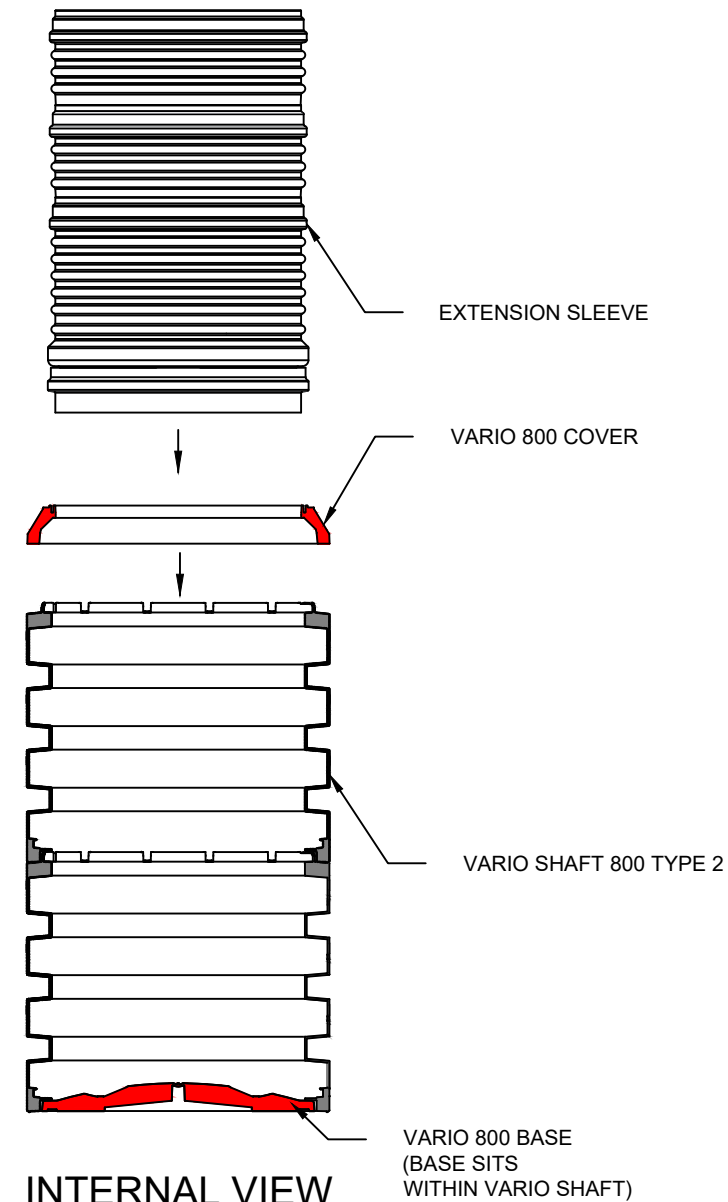
Dimensions (mm) 800 x 800 x 660
Weight 24kg
Volume 420 (litres)

VARIO 800 BASE/COVER SET

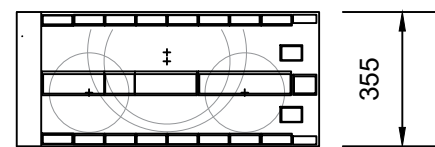

Dimensions (mm) 800 x 800 x 100
Weight 11kg



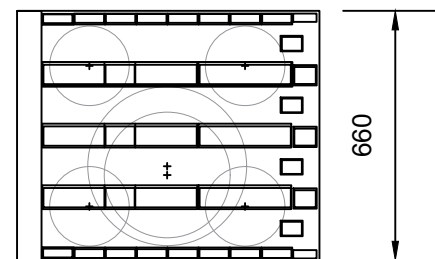
EXTERNAL VIEW



INTERNAL VIEW



Vario 800 flex, type 1



Vario 800 flex, type 2



Vario 800 are modular and are easily assembled in a push fit manner.

P2	LATEST REVISION	AP	21.09.22
P1	STANDARD DETAIL	DB	20.03.19
REV.	DESCRIPTION	BY	DATE

GRAF GRAF UK Limited
 GRAF UK Limited, Regen House, Beaumont Road, Banbury, Oxfordshire, OX16 1RH
 T: 01608 661500 F: 01295 211333
 E: info@grafuk.co.uk www.grafuk.co.uk

DRAWN :	DB	DATE :	20.03.2019
CHECKED :	MC	SCALE :	VARIOUS@A3

PROJECT
GRAF STANDARD DETAILS

DESCRIPTION
GRAF

DRAWING No.	REV.
VARIO SHAFT	P2